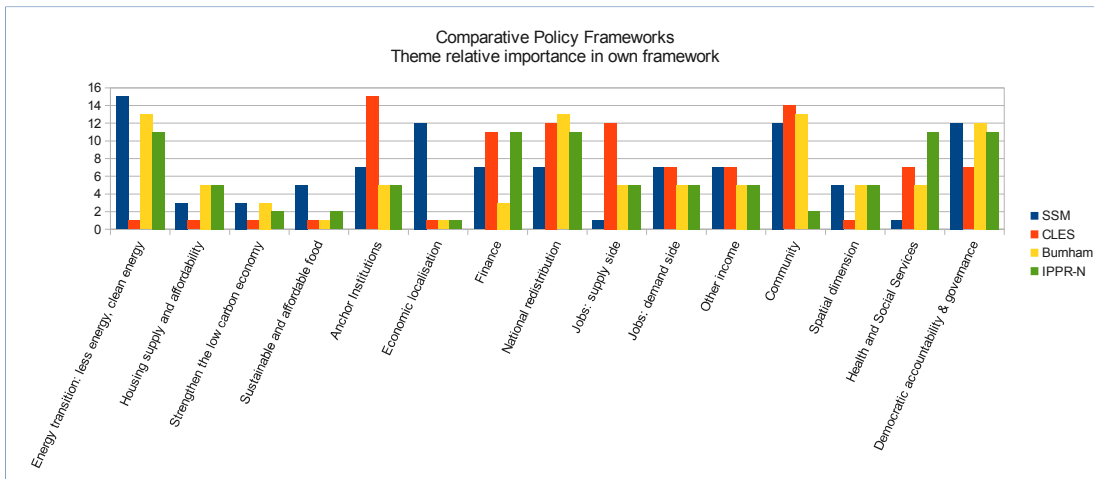
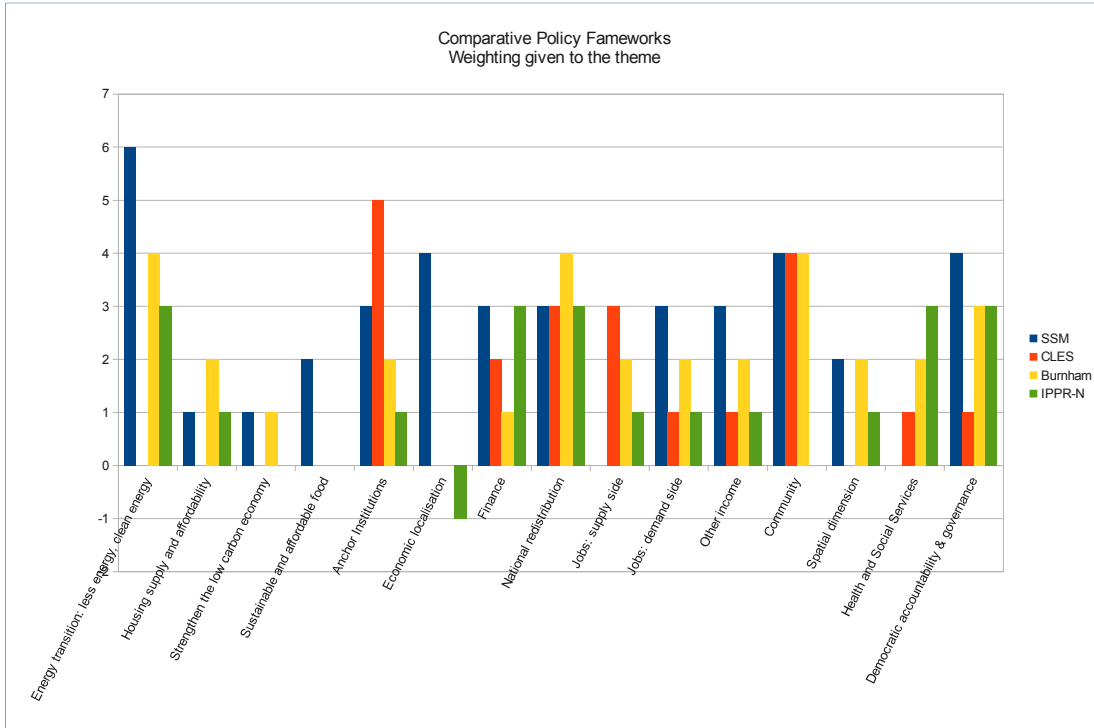
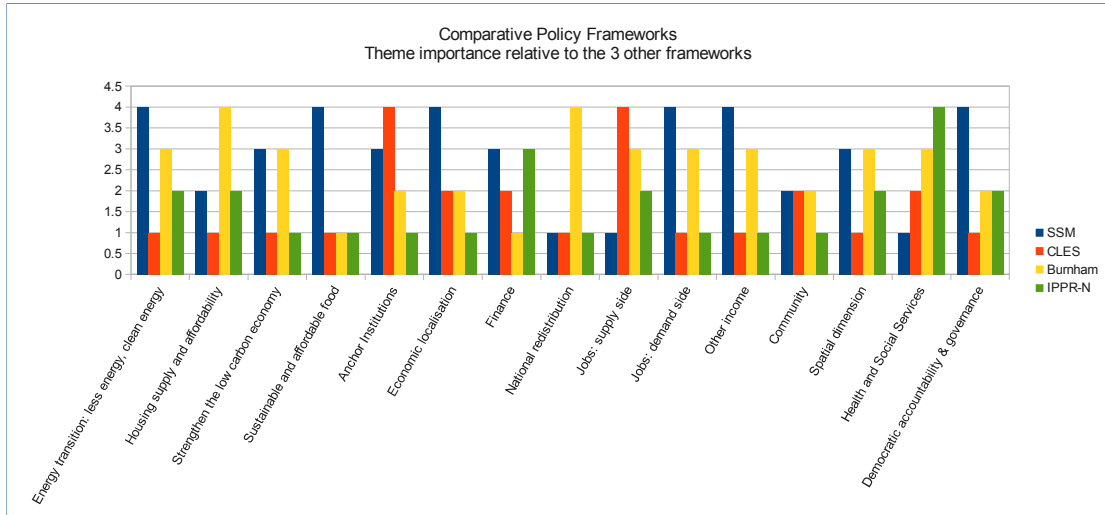


Sheet1

City Region Polices: relative weights Theme	rating				(inverse) rank in own framework				comparative (inverse) rank	
	SSM	CLES	Burnham	IPPR-N	SSM	CLES	Burnham	IPPR-N	SSM	CLES
Energy transition: less energy, clean energy	6	0	4	3	15	1	13	11	4	1
Housing supply and affordability	1	0	2	1	3	1	5	5	2	1
Strengthen the low carbon economy	1	0	1	0	3	1	3	2	3	1
Sustainable and affordable food	2	0	0	0	5	1	1	2	4	1
Anchor Institutions	3	5	2	1	7	15	5	5	3	4
Economic localisation	4	0	0	-1	12	1	1	1	4	2
Finance	3	2	1	3	7	11	3	11	3	2
National redistribution	3	3	4	3	7	12	13	11	1	1
Jobs: supply side	0	3	2	1	1	12	5	5	1	4
Jobs: demand side	3	1	2	1	7	7	5	5	4	1
Other income	3	1	2	1	7	7	5	5	4	1
Community	4	4	4	0	12	14	13	2	2	2
Spatial dimension	2	0	2	1	5	1	5	5	3	1
Health and Social Services	0	1	2	3	1	7	5	11	1	2
Democratic accountability & governance	4	1	3	3	12	7	12	11	4	1

Weighting: a subjective estimate of importance, based on number of specific proposals, amount of detail, how radical the proposals.





Burnham	IPPR-N
3	2
4	2
3	1
1	1
2	1
2	1
1	3
4	1
3	2
3	1
3	1
2	1
3	2
3	4
2	2























